

ANNUAL REPORT 2017



DARLING RANGE
SPORTS COLLEGE

DARE TO DREAM, PLAN TO SUCCEED

Darling Range Sports College students are encouraged to follow their dreams, plan to succeed and persevere to attain their goals. Staff are committed to ensuring that teaching, learning and daily practices maintain high standards to support students in this endeavour.

We are all part of the Darling Range Sports College team, demonstrating respect, acknowledging the achievements of others and being accountable for our actions in ensuring we achieve the highest outcomes possible.

VISION AND VALUES

Darling Range Sports College offers students an educational environment where all students are encouraged to maximise their achievement. This goal is encapsulated in the College Vision and Values, Key Objectives and Special Programs.

Students work in partnership with their teachers to identify appropriate goals and to plan strategies to maximise success. Students are encouraged to take responsibility for their learning through the College's *4Ps* program by being:



KEY OBJECTIVES

As an Independent Public School, Darling Range Sports College is committed to continual improvement. Strategic planning for improvement has its focus in four key areas, our Key Objectives:

- KO1: To provide quality teaching and learning
- KO2: To provide a safe and supportive learning environment for students
- KO3: To provide support for the professional growth and well-being of staff
- KO4: To provide a distinctive and responsive organisation

HIGHLIGHTS AND ACHIEVEMENTS

QUALITY TEACHING AND LEARNING TO IMPROVE STUDENT PERFORMANCE IN ALL YEAR GROUPS

Strategies include:

- Continued and improved use of evidence-based planning
- Senior school tutorial classes
- Mentoring students
- Improve standard of literacy and numeracy through tutorials and specialised literacy and numeracy classes
- Upgrade teacher qualifications to Certificate IV Training and Assessment and relevant Certificate courses
- Increased variety of Certificate courses
- Increased use of information technology in the classroom
- Increased involvement in competitions



SAFE AND SUPPORTIVE ENVIRONMENT

Darling Range Sports College is committed to providing a safe and supportive environment for all its students. Programs include:

- leadership skills
- Student Council
- Sports Captains
- peer mentors
- student hosts
- 'Bloke' and 'Chic' character based programs
- behaviour management strategies, including restorative practice
- Student Services team that focuses on attendance, behaviour and student well-being

SUPPORT FOR THE PROFESSIONAL GROWTH AND WELLBEING OF STAFF

Staff professional growth and well-being is a priority of the College. To achieve this, Darling Range Sports College:

- provides a variety of activities for staff
- provides relevant professional development for staff including:
 - explicit teaching
 - Positive schools and classroom Engagement (PCSE)
 - student performance data
 - Western Australian/Australian Curriculum
 - peer review and classroom observation
 - Vocational Education and Training – Certificate IV
 - coaching



DISTINCTIVE AND RESPONSIVE ORGANISATION

- Darling Range Sports College is building a culture of evidence-based decision making to inform planning.
- The College increasing and improving expertise in information technology through the introduction of 'Bring Your Own Device' (BYOD) beginning with Year 7 and Year 8 cohorts in 2015 and improving all student and staff knowledge and skills in information technology.
- Maintaining and expanding industry and community partnerships is a key aspect of the College's forward planning.
- The College will continue to address preventative maintenance and small minor works request, however with the State funding of \$10.5million, the focus will be on the implementation of Stage 1 of the proposed Strategic Master Plan for Darling Range Sports College.

ACADEMIC CHALLENGE & ENRICHMENT STUDIES

- Improved ATAR results – most improved South-East Metropolitan Education region
- Improved NAPLAN results
- Study Skills Program Year 7-12
- Weekend revision seminars (ATAR)
- Academic Challenge Day for Years 7 – 10
- Junior Academy Conference for Years 9 and 10
- Exposure to universities and various possible future pathways
- Introduction and implementation of STEM through the MESH subjects
- Science and Engineering competitions
- Geography competition
- National History competition
- Increase the retention of students doing ATAR as they come out of ACES by thorough possible future pathway planning
- ACES EXPO
- Holiday revision seminars

THE ARTS

- *'Through the Lens of Eight'* Photographic Exhibition of student work.
- Charity fundraising through the sale of student artworks.
- Peter Pan musical production - students from all year groups demonstrated their talents by performing to full houses of community members at the Kalamunda Performing Arts Centre.
- Students showcased their considerable artistic talents through community competitions such as the *Royal Show* and the 2017 themed *'Pushing the Limit'* YOHFest. Students were rewarded through recognition and entry into the finals of both competitions.



MATHEMATICS

- Year 10 Academic Challenge & Enrichment Studies students.

SCIENCE

- Primary school students and Primary Academic and Enrichment Studies (PACES) students visited the College to use laboratories for experiments.
- Year 10 Academic and Enrichment Studies (ACES) Science students explored careers in the Resources Sector at the 'Get Into Resources' excursion at Central TAFE.
- Year 9 ACES Science students took part in the ACES Expo, an event involving parents visiting the College to view selected science projects completed by the students.
- Year 8 ACES students continued the paper and cardboard recycling program which is in its 15th year.
- Use of Nelson Science *e-books* in the classroom.

TECHNOLOGY & ENTERPRISE

- Introduced Digital Technology for Years 7 and 8. Extensive use of a new program called "Tynker".
- Second year of Certificate II in Construction Pathways. The first group to complete their Certificate this year as the inaugural group.
- The Bendigo Bank of Forrestfield gave the College a grant which was used to purchase a new plasma cutter which is now being used by staff and students.
- Students constructed the set of the College's next production, Snow White.
- Four new wood lathes installed in one of the woodwork workshops.
- The College was fortunate to receive a significant grant from the Labor government and the planning process has begun to upgrade the Design and Technology and Home Economics Departments.
- Equipment upgrade in the Home Economics Department.



VOCATIONAL EDUCATION AND TRAINING

- Vocational Education and Training saw an increase in classes from four to five classes for Year 11 and 12 students.
- Try a Trade – a three day bricklaying course for Year 11 and 12 students with all participants gaining a Completion Certificate.
- 71 students participated in an Authority-Developed Endorsed Program - Workplace Learning (ADWPL).
- 165 Certificate II or higher qualifications were successfully attained by Year 11 students.
- 121 Certificate II or higher qualifications were successfully attained by Year 12 students.
- 15 students gained Apprenticeships or Traineeships.
- The College auspiced with two Registered Training Organisations (RTOs), delivering Certificate II Business, Certificate II Sampling & Measurement, Certificate II and III in Visual Arts, Certificate II and III in Sport and Recreation and Certificate II in Financial Services.



CITIZENSHIP

- School Volunteer Program

GENERAL

- ANZAC Commemoration
- NAIDOC Week
- Indigenous Awards Night
- Sports Star Awards Night
- College Ball
- College Year Book
- Student Tours: intrastate, interstate & international



HIGH PERFORMANCE SPORTS PROGRAMS

Darling Range Sports College is the state's first and only sports high school, offering quality individual sporting programs which have been developed in conjunction with relevant peak sporting bodies. Our programs provide the largest range of specialist sports in any WA school.

2017 HIGHLIGHTS INCLUDED:

AFL

- Upper School RediMed Cup Finalists (Jakovich Division – B division)
- Zone Carnival Premiers Years 7, 8 and 9
- Year 8 and 9 girls AFL Fremantle Dockers Semi Finalists
- Maribyrnong Sports Academy visit
- Melbourne Tour- AFL matches, club visits
- Super clinics with specialist players Nick Rodda and Luke Tedesco
- Swan League debut (WAFL) Brody Sutton
- Perth League Debut - John Levien



ATHLETICS

- B Grade Athletics Interschool Carnival - third place and Meritorious Award winner
- Super clinic conducted by Lyn Foreman, Australian Level 5 Coach
- Steve Purser - long distance running clinic
- Whole school interhouse athletics carnival
- WA Schools Knockout champion teams for junior and senior boys
- Champion Junior Girl - Kaitlyn Billing
- Champion intermediate Boy - Josh Jones

BASEBALL

- State School Championships - Lower School Champions
- Australian Schools Specialist Tournament - Upper School Runner Up
- 2 MLB AAP 15yrs representatives - Maddux Stivey, Dustin Brown
- 1 Graduate in U18 Australian qualifiers
- Perth Heat ABL Player 2016/17 - Alex Hall
- Super Clinic American College special guest coaches
- State League Head Coach - Ken McGee
- Perth Heat Manager - Andrew Kyle
- 5 junior state representatives

NETBALL

- U17 state team representative - Katie Te Ao
- U15 state team representative - Gardenia Treviranus Asiata
- West Australian Netball League coach of the year and premiership - Karly Guadagnin
- West Australian Netball League coach - Samantha McShane
- West Australian Netball League coach - Georgie Smith
- A high representation of students in academy/cadets teams throughout different regions
- A high representation of students in association teams throughout different associations
- State League representatives – Tahlia McSweeney, Talishya Loverico, Paris Isaacs-Dunn, Katie Te Ao
- High Performance Clinic and Leadership Day (High Performance Squad)



SOCCER

- Australian School Girls team and State team representative - Breanne Alexander
- U18s Perth Glory representative - Josh Samson
- Year 9 Lightning Carnival Champions
- Under 16s Perth Glory - Joseph Forde
- Under 14s National Training Centre - Faye Phillips
- WA State School Boys - James Hosking
- 6-8 Students in National Premier League Clubs
- 3 ECU Joondalup fitness testing sessions
- Guest Coaches - Mark Jones, ex Newcastle Jets Head Coach
- Football West Development Officer - Garry Church
- Guest speaker - Jessine Bonzas, Women's Perth Glory Assistant Coach
- Senior School Girls West Coast Futsal Champions

SWIMMING

- Schools Sports WA Division B Swimming Carnival



STATE AND NATIONAL SPORTING REPRESENTATIVES

AUSTRALIAN SPORTING REPRESENTATIVES

Breanne Alexander	Soccer
Caitlyn Cole	Dance
Katie Te Ao	Netball
Joshua Jones	Athletics
Jake Teague	Athletics
Maddux Stivey	Baseball

WESTERN AUSTRALIAN SPORTING REPRESENTATIVES

AFL

Denver Grainger-Barras
Emma Nanut
Aaron Black (staff)
Clay McLernon (staff)

Athletics

Kaitlyn Billing
Korbin Maskiell
Joshua Jones
Jake Teague
Kobi Nichols (staff)

Baseball / Softball

Daniel Carter
Keelee Embrey
Matthew Martin
Maddux Stivey
Mason Talbot
Lachlan Waite
Andrew Kyle (staff)

Boxing

Ben Innes

Cheerleading

Jodie Pellant

Cricket

Sean Richards

Netball

Erin Heathcote-Bradley
Cassandra Hewitt
Tia McFarland
Gardenia Treviranus-Asiata
Katie Te Ao
Karly Guadagnin (staff)
Sam McShane (staff)
Georgie Smith (staff)

Rugby

Christian Bavadra
Nicole Ledington
Shandyn Moody

Soccer

James Hosking
Joshua Samson
Faye Chambers (staff)

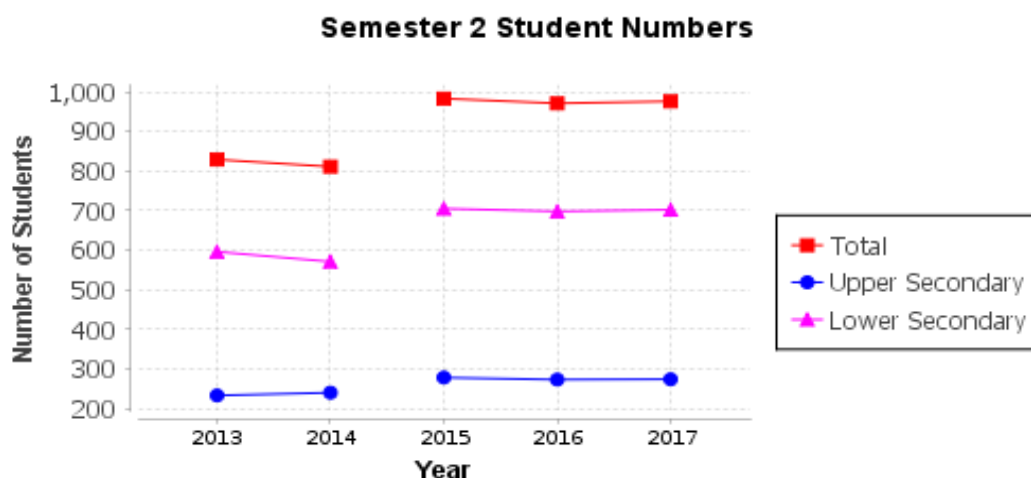
Swimming

Chelsea Exell
Jason Martin
Nathan Sason

Touch Rugby

Damian Ledington
Shakheia Mateljak
Tracey Siakia
Ula-Mari Time-Cribb

ENROLMENT TRENDS 2017



Semester 2	2014	2015	2016	2017
Lower Secondary	571	705	698	702
Senior Secondary	240	278	273	274
Total	811	983	971	976

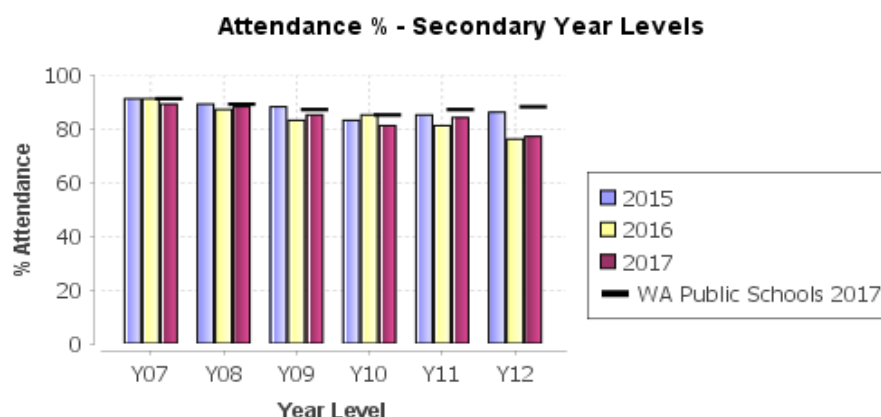
APPARENT RETENTION AND PROGRESSION RATES

	Years 8 – 10	Years 8 – 12	Years 10 – 12	Years 10 – 11	Years 11 - 12
2014	93%	72%	64%	84%	81%
2015	92%	58%	61%	79%	74%
2016	94%	58%	62%	89%	79%

The above graph and table show the trend in student numbers over the last four years. From 2015 to 2017, the enrolment numbers in Lower School have been maintained (with a slight decrease in 2016). The introduction of Year 7 students to high school in 2015 sees a marked increase in Lower School enrolments in that year. The trend in Senior School has seen a slight downward turn between 2015 and 2017. Many of our Senior School students work with our Vocational Education and Training staff to pursue their ambitions via traineeships, apprenticeships and employment. This has been a direct response from the College to provide greater opportunity for students to complete Certificate courses. Certificates can be completed at the College as a qualification prior to leaving school. Students use these qualifications to further their studies at educational institutions such as TAFE or to gain employment.

The overall trend is that student numbers have been maintained.

PERCENTAGE ATTENDANCE BY YEAR LEVEL



	Year 7	Year 8	Year 9	Year 10	Year 11	Year 12
2015	91%	89%	88%	83%	85%	86%
2016	91%	87%	83%	85%	81%	76%
2017	89%	88%	85%	81%	84%	77%
State 2017	91%	89%	87%	85%	87%	88%

The above data shows that Year 7 students have consistently higher attendance than any other year group. However, when tracking all year groups, the trend is that the overall attendance rate is lower than the previous year. Compared to the state, Darling Range Sports College had lower attendance in all year groups for 2017 (with Year 7 and Year 8 cohorts being comparable).

STUDENT PARTICIPATION – OVERALL ATTENDANCE PERCENTAGE RATES

	Non- Aboriginal			Aboriginal			Total		
	School	Like Schools	State	School	Like Schools	State	School	Like Schools	State
2015	87.6%	87.4%	89.7%	78.0%	74.5%	68.0%	86.9%	86.5%	87.9%
2016	85.5%	87.5%	89.5%	71.8%	74.8%	67.4%	84.2%	86.9%	87.7%
2017	85.7%	87.8%	89.7%	70.9%	71.6%	66.6%	84.4%	86.5%	87.8%

From the above table, it can be seen that overall attendance for Non-Aboriginal students is comparable to like schools, with State being higher than both Darling Range Sports College and like schools. Aboriginal attendance at Darling Range Sports College is higher than like schools and substantially higher than State in 2015. By 2017, our attendance figures were comparable to like schools and continued to be substantially higher than state. The total Darling Range Sports College Aboriginal student participation has significantly reduced between 2015 and 2017 with like schools and State remaining relatively constant.

	Attendance Category			
	Regular (%)	At Risk (%)		
		Indicated	Moderate	Severe
2015	56.3%	25.7%	10.7%	7.1%
2016	52.1%	25.5%	12.3%	9.9%
2017	52.2%	25.3%	12.1%	10.4%

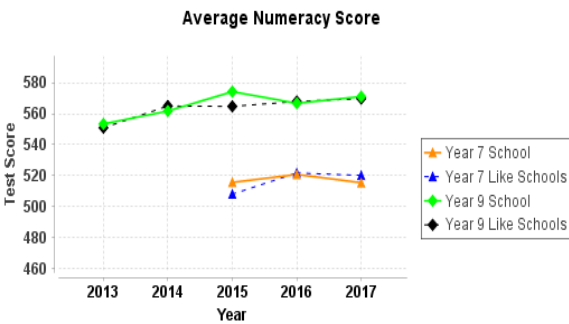
From 2015 to 2017, 'regular' attendance and at risk 'indicated' attendance decreased slightly. The percentage of students at 'moderate' and 'severe' risk increased over this period. The trend shows an increase in 'moderate' and 'severe' categories at the expense of 'regular' and 'indicated' attendance categories. Attendance is monitored on a continuous basis with SMS messages to parents when their child is recorded as absent or arriving late without prior notification by parents. Letters are sent home to parents informing them of their child's percentage of attendance and interviews are held with parents and students where attendance is of considerable concern.

Attendance of at least 90% is also one of the criteria for an invitation to participate in reward activities such as end of term reward excursions for Middle School students and Senior School events such as the river cruise and the College Ball. Participation by Aboriginal students in the fortnightly reward Basketball program is also dependent on maintaining a satisfactory level of attendance. In addition, the College employed two Youth Workers to engage with disenfranchised students to assist in the improvement of attendance. A number of Student Services staff are now *Designated Attendance Officers*. This will allow staff to visit homes to encourage attendance.

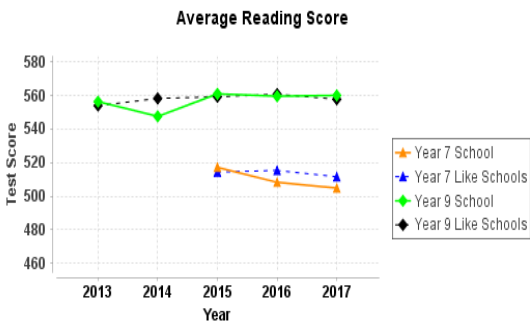
NAPLAN

LONGITUDINAL SUMMARY COMPARED WITH LIKE SCHOOLS

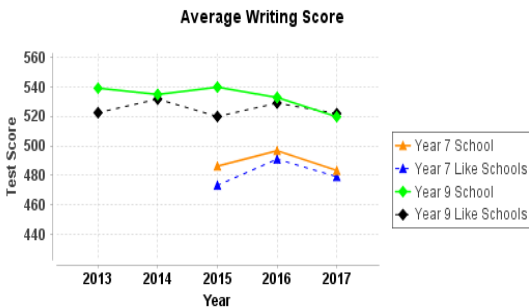
Numeracy



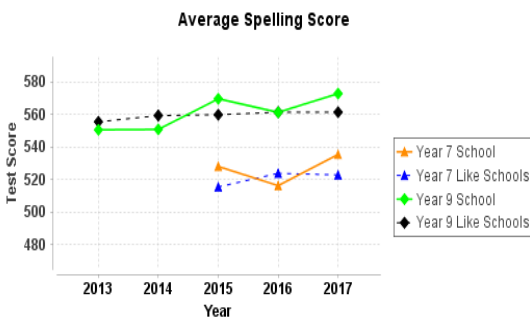
Reading



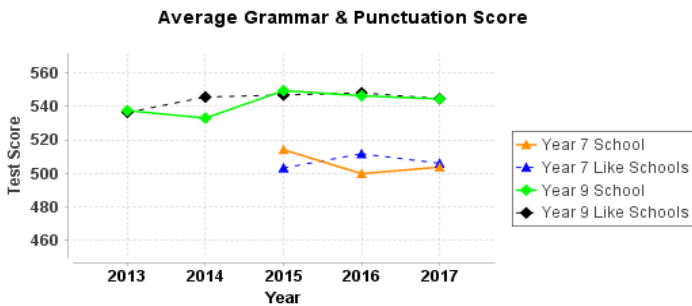
Writing



Grammar & Punctuation

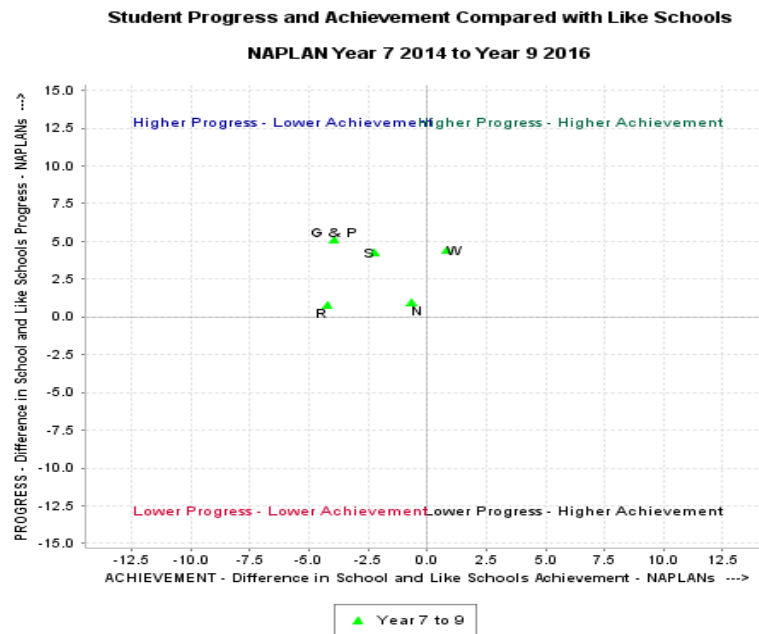


Spelling

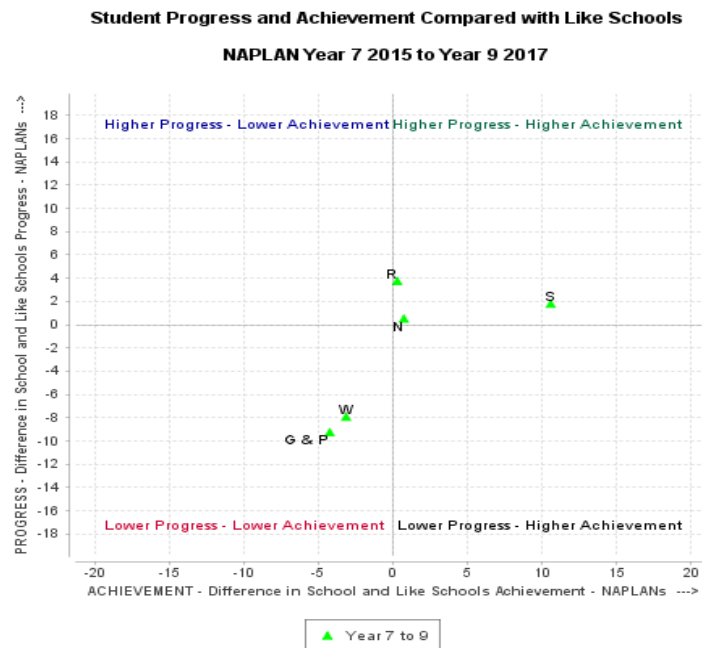


From the graphs, it can be seen that Darling Range Sports College Year 7 students have made overall progress in NAPLAN (2015 to 2017) in Grammar and Punctuation and Spelling (with a substantially higher average Spelling score than 'like schools'). There have been slight downward trends in Numeracy, Reading and Writing over the same period which is also mirrored by 'like schools'. Year 9 NAPLAN 2013 to 2017 reveals a significant improvement in Spelling and a higher average score than 'like schools'. There has also been a slight increase in the average Numeracy score and is comparable with 'like schools'. The average Reading score has plateaued for both Darling Range Sports College and 'like schools'. Writing and Grammar and punctuation are trending downward, as are 'like schools'.

2014 To 2016



2015 To 2017



Progress and Achievement from Year 7 to Year 9 NAPLAN results can also be seen in the above graphs. Between 2014 and 2016, students achieved exceptionally well in Writing with *higher progress-higher achievement*. In addition, all other categories saw students achieving *higher progress-lower achievement*. In 2015 to 2017, Year 7 to Year 9 students progress and achievement reveals a positive trend in Spelling, Reading and Numeracy with *higher progress-higher achievement* in these categories. Writing and Grammar and Punctuation shows a downward trend with *lower progress-lower achievement*. The achievement in a number of categories, in part, can be attributed to a whole school literacy plan which has been implemented since 2011 for students in Years 8 and 9. The whole school literacy plan focusses on areas of concern based on students Year 7 NAPLAN results. Mathematics teachers have also analysed Year 7 NAPLAN Numeracy results and similarly identified areas to target. With the introduction of Year 7's into high school in 2015, both Numeracy and Literacy results of Year 5's now form the basis for analysis to improve NAPLAN results in Year 7. Overall, the focus for Darling Range Sports College is improvement in all areas of NAPLAN.

ACADEMIC PERFORMANCE DATA

WACE Achievement

	School	Like Schools (%)	Public Schools (%)
2015	112 (97%)	94%	96%
2016	104 (87%)	86%	90%
2017	91 (82%)	82%	88%

Percentage of Students Acquiring an ATAR Achieving One or More Scaled Scores of 75 or more

	Number acquiring an ATAR	Number achieving one or more scaled scores of 75+	Percentage achieving one or more scaled scores of 75+
2015	25 (22%)	0	0%
2016	28 (24%)	3	11%
2017	22 (20%)	0	0%

Note: ATAR: Australian Tertiary Admissions Rank; VET: Vocational Education & Training; Year 12 students are those full time students eligible to graduate at the end of the year. Information is only available for schools with 20 or more full time eligible students in Year 12 in the year.

Median ATAR, expected performance, Median ATAR of TISC applicants (number of students)

	Median ATAR	Expected Performance
2015	73.3 (25)	0.9
2016	71.2 (28)	0.2
2017	60.3 (22)	-0.85

WACE Achievement Standard

	C Grade Requirement met WACE Eligible	English Competence WACE Eligible	ATAR or Cert II Requirement met WACE Eligible
2016	116 (97%)	119 (100%)	119 (100%)
2017	105 (95%)	111 (100%)	106 (95%)

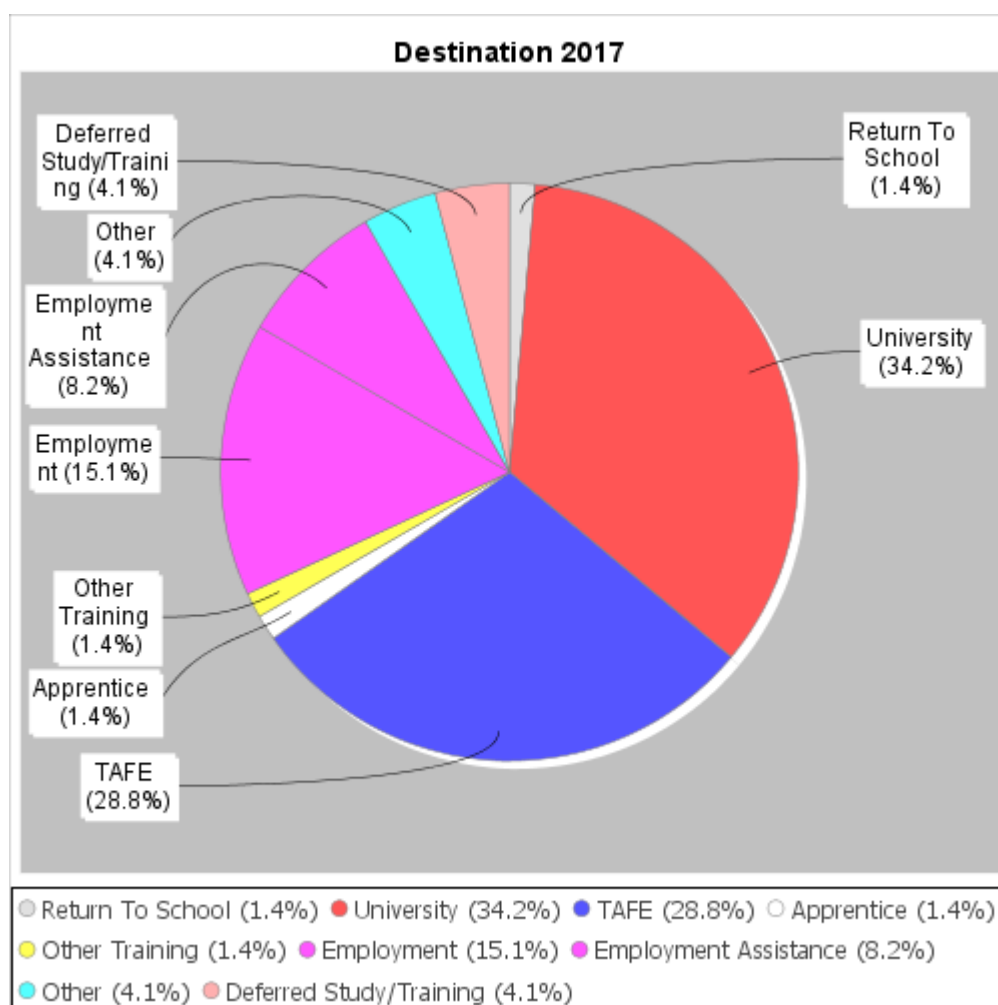
Attainment Rate – ATAR >= 55 and/or Cert 11 or higher of eligible students (number of students)

	School	Like Schools	Public Schools
2016	118 (99%)	98%	98%
2017	105 (95%)	95%	96%

Level of highest qualification achieved (of VET enrolled students)

	Diploma	Certificate IV	Certificate III	Certificate II	Certificate I
2016		1	55	64	
2017	2	1	45	61	3

A highlight of 2017 was the achievement of a Diploma by two students through the Darling Range Sports College Vocational, Education and Training program. Although the median ATAR was less than 2016 and 2017, it should be noted that four students (18%) achieved an ATAR of 80+. WACE Achievement Standard was commendable with 95% of students achieving the WACE. The Attainment Rate was comparable to both 'like schools' and state.



Nearly 65% of Darling Range Sports College students indicated that they would continue their education through University, TAFE or other training.

STAFF INFORMATION – STAFF NUMBERS (2017)

	NUMBER	FTE	ATSI No
Administration Staff			
Principals	1	1.0	0
Deputy Principals	2	2.0	0
Heads of Learning Areas	8	6.6	0
Program Coordinators	3	3.0	0
Total Administration Staff	14	12.6	0
Teaching Staff			
Level 3 Teachers	1	1.0	0
Other Teaching Staff	60	54.4	0
Total Teaching Staff	61	55.5	0
School Support Staff			
Clerical / Administrative	16	14.2	1
Gardening / Maintenance	3	2.0	0
Instructional	1	1.0	1
Other Non-Teaching Staff	13	9.4	0
Total School Support Staff	33	26.6	1
Total	103	94.1	2

All teaching staff meet the professional requirements to teach in Western Australian public schools and can be found on the public register of teachers of the Teacher Registration Board of Western Australia.

STAFF COMMITMENT

College staff regularly commit to extra-curricular, social, enrichment and pastoral care activities and events that expand the opportunities and maximise the learning outcomes and personal growth of students. Some of these activities include:

- Arts On Show
- Breakfast Club
- Excursions and competitions
- Fun Run fundraising
- River Cruise
- Sporting teams engaging in competitions and training camps
- Artistic performances during the year
- College Ball
- Extra (out of hours) class tuition
- Interstate and International tours
- Year Book production
- Peer Mentoring
- Mentor ATAR students

SCHOOL-BASED PROGRAMS

Staff at Darling Range Sports College regularly offer school-based programs which add to the academic, social, health and behavioural aspects of school life for our students. Some of these programs include:

THE ACADEMIC CHALLENGE & ENRICHMENT STUDIES PROGRAM (ACES)

The ACES program provides the opportunity for high achieving students to maximise their educational potential through an emphasis on problem solving, analytical ability and creativity, which aligns with the Department of Education's focus on STEM from 2016. ACES students participate in a variety of local and national subject based competitions and events. The students participate in joint programs with university faculties and are offered the opportunity to research future university study pathways through a program of university excursions. The College has a close affiliation with Curtin University. In addition, ACES students from Year 7 are exposed to all local universities where students chose faculties to explore in accordance with their interests.

THE PRIMARY ACADEMIC CHALLENGE & ENRICHMENT STUDIES PROGRAM (PACES)

This program is offered to Year 5 and 6 students in our partner primary schools where identified students attend the College for two hours each week to be extended academically, particularly in their Science, Technology, Engineering and Mathematics (STEM) learning. The program is facilitated by a teacher from Darling Range Sports College. In 2017, Year 6 students learned about the fascinating world of Amazing Architecture. Year 5 students discovered the wonders of Digital Storytelling. Both groups of PACES students presented the results of their learning to parents at a function at the end of the semester.

DARLING RANGE LEARNING COMMUNITY (DRLC)

In addition to the PACES program, staff involvement in the DRLC has led to improved learning opportunities for students through several initiatives, including:

- A focus on Explicit Teaching by all schools in the community to provide a consistent and seamless progression in learning from K-12 over time.
- The ongoing work of the Teaching and Learning team that promotes explicit instruction and supports teachers through ongoing professional development.
- Other learning area networks such as the DRLC Physical Education network that is led by Teacher Development School leaders at DRSC.
- A seamless transition to high school led by Darling Range Sports College staff including a transition day, orientation day and multiple parent evenings to ensure students and parents are fully supported in the movement from primary to secondary school.

MIDDLE SCHOOL TRANSITION PROGRAM

The College works closely with partner primary schools to improve ease of entry by students into Year 7 through activities during Year 5 and Year 6 such as the PACES program, the Darling Range Sports College Writers' Festival and College students umpiring and coaching primary school teams in their interschool carnivals.

In 2016, Year 9 and 10 students were trained as peer support leaders. This program continued into 2017 with peer support leaders hosting the primary school students at their Orientation Day in Term 4. Peer support leaders will continue in this role with the Year 7 and Year 8 students throughout 2018, on Year 7 transition days, sports carnivals, form and assemblies.

A strong pastoral care support program also assists students to cope with a range of school, emotional, social and behavioural problems during transition to high school, as well as throughout students' time at Darling Range Sports College.

SPECIALIST SPORTS PROGRAMS

Many students travel considerable distance to attend the Specialist Sports programs offered by the College. In 2017 students enrolled into Year 7 from over 50 different primary schools. The sports programs provide improved self esteem and engagement in students, as well as opportunities for leadership roles and healthier lifestyles. The Specialist Sport programs also enable students to combine their sporting talents with their academic program.

THE ARTS PROGRAMS

A range of performance and exhibition opportunities in the Arts have enhanced the cultural and social life of students with many students from across the College participating in our new initiative 'Arts Week'. Many students participated in the annual 'Choreography Showcase' performances which took place in the Kalamunda Performing Arts Centre.

The College also held Art and Photographic Exhibitions, organised by the students as part of their course work, showcasing the work of Senior School students.

New courses designed to engage students in The Arts using new technologies were also implemented and will continue in 2018.



VOCATIONAL & EDUCATIONAL TRAINING (VET)

Vocational & Educational Training (VET) engages students in work-related learning built on strategic partnerships between schools, training organisations, business, industry and the wider community. The successful completion of VET provides students with a national recognised VET qualification and forms an integral part of the WACE. Gaining at least one full qualification in a Certificate II is one of the minimum requirements for achievement for students not completing at least four ATAR courses.

Of the 159 Year 11 students, **102** qualifications were undertaken and either completed or are in the process of completion for 2018.

Of the 115 Year 12 students in 2017, **125** achieved Certificate II or higher. 144 Certificate II's, 76 Certificate III's and 3 certificate IV's or higher were attained in the following areas;

Animal Studies
Automotive Servicing Technology
Business
Building and Construction
Community Services
Visual Arts
Financial Services
Engineering
Civil Construction
Plumbing
Aviation
Automotive Body Repair
Early Childhood Education and Care
Sampling and Measurement
Retail
Events

Retails Cosmetics
Salon Assisting
Beauty Services/ Beauty Therapy/ Make-up
Sport and Recreation
Fitness
Hospitality
Tourism
Computer Assembly and Repair
Electrotechnology
Screen and Media
Dance
Health Services Assistant
Aeroskills
Retails Cosmetics
Warehousing Operations



COMMUNITY PARTNERSHIPS

Groups and individuals committed to support Darling Range Sports College and its students include:

A1 Malaga Auto Dismantlers	Maylands Peninsula Primary School
ABS Auto Service Midland	McTaggart Fisheries
Angel Body Jewellery	Mead St Physiotherapy
Arise Digital	Midland Toyota (DVG Automotive Group)
Armadale Reptile & Wildlife Centre	Mobell Diesel Service
Australian Brick and Blocklaying Training Foundation	Myer - Carousel
Baseball WA	Netball WA West Coast Fever
BCI Sales	Netsolution Computers
Beckenham Primary School	New Era Electro Service (WA)
Belmay Primary School	Nextra Paper Place Newsagency
Belmont Oasis Leisure Centre	NK Asphalt
Best & Less - Cannington	Northam Joinery & Cabinet Works
Bird & Fish Place	NRL WA
Bounce Inc	NXT Global
BP Excavations	Officeworks - Midland
Brookman Primary School	Optimal Pharmacy Plus - Midland
Curtin University Engineering Faculty	Oswald Homes
Darling Range Learning Community; <i>Dawson Park, Edney, Wycombe, Wattle Grove, Woodlupine Primary Schools</i>	PC Madness - Forrestfield
Darling Range Netball Association	PC Madness - Midland
Department of Fire & Emergency Services	Pit n Portal Plant Services
East Side Electrical Contractors	Pl'aus Hair Salon
East Side Plumbing and Gas	Plus Fitness 24/7 - Wattle Grove
Edney Primary School	Priceline Pharmacy Forrestfield
Football West	Professionals Stirling Clark
Forrestfield Auto Electrics	R Moore & Sons
Forrestfield Community Bank (Bendigo Bank)	RCR Tomlinson Ltd
Forrestfield Marketplace News	Rebel Sports - Midland
Forrestfield Mechanical	Redcliffe Primary School
Forrestfield Primary School	Renouf Fitness Equipment
Frances Andrijich Photography	Renowned Electrical Services
Fremantle Visitor Centre	Rugby WA
G & G Mining Fabrication	RV Auto Electrics
Gibbons Holden	Sacred Heart Primary School
Glen Forrest Physiotherapy	Salon Express - Belmont
High Wycombe Primary School	Sandalford Winery
Hills Callisthenics Association	Scardifields Smash Repairs
Hillside Church	Senator Glenn Sterle
Hog's Breath Cafe - Midland	Shire of Kalamunda
Hungry Jacks - Forrestfield	Simpson and Co Painting
Hydramet	Sir Charles Gairdner Hospital
IGA - Helena Valley	Slater Gartrell Sports
Jaminik Services	Smart Colour Signs
JCS Motorcycles	Softball WA
Jetts - Forest Lakes	Southern Districts Netball Association
Jetts - Forrestfield	Springburn Foundation
Jetts - Gosnells	Super Cheap Auto - Victoria Park
Jim Kidd Sports - Belmont	Swan Hills Electrical
Jim's Fencing - Victoria Park	Swan View Primary School
	Swift Print
	Synergy

COMMUNITY PARTNERSHIPS

Kalamunda & Districts Basketball Club
Kalamunda & Districts Swimming Club
Kalamunda Council - Ranger
Kalamunda Jewellers
Kalamunda Toyota
KFC - Belmont
KFC - Forrestfield
Komatsu Australia Pty Ltd
Legal Aid Commission WA
Little Beginnings Education - Forrestfield
Little People's Retreat - Swan View
Lone Star Rib House - Riverton
Lynch Group
Maddington Smash Repairs
Maida Vale Primary School
Major Motors Forrestfield
Marri Grove Primary School

T & H Decor
Target - Midland
The Cheesecake Shop - Midland
The Coffee Club Kalamunda
The Salvation Army - Forrestfield
Timberbox Pty Ltd
Town of Bassendean
United Parts International
Uniting Church Foothills Congregation
Vale Steel Construction
VIP Lawns and Gardening
WACA
WA Football Commission
Welshpool Welding and Fabrication
Williams Meats
Woodlupine Primary School
Woolworths Supermarket - Forrestfield
Worldwide Timber Traders

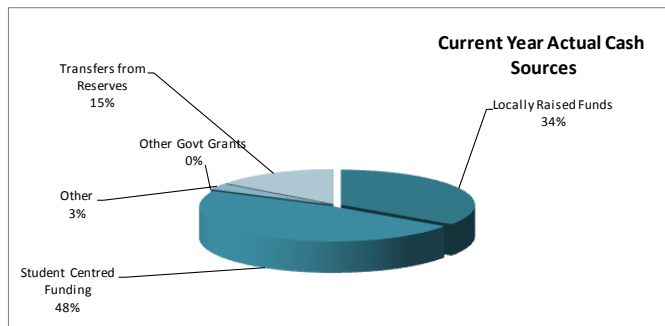


Insert your School
Logo Here or
Delete if not
required

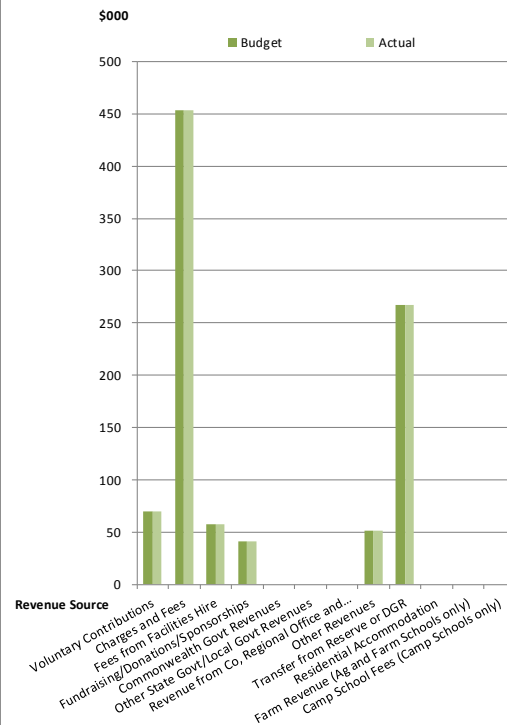
Darling Range Sports College

Financial Summary as at
31 December 2017

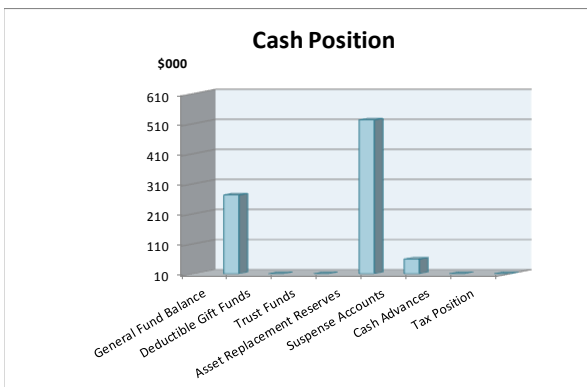
	Revenue - Cash	Budget	Actual
1	Voluntary Contributions	\$ 69,696.00	\$ 69,695.86
2	Charges and Fees	\$ 453,251.00	\$ 453,247.22
3	Fees from Facilities Hire	\$ 57,203.00	\$ 57,202.14
4	Fundraising/Donations/Sponsorships	\$ 41,299.00	\$ 41,298.75
5	Commonwealth Govt Revenues	\$ -	\$ -
6	Other State Govt/Local Govt Revenues	\$ -	\$ -
7	Revenue from Co, Regional Office and Other Schools	\$ -	\$ -
8	Other Revenues	\$ 51,609.00	\$ 51,610.52
9	Transfer from Reserve or DGR	\$ 267,548.00	\$ 267,548.00
10	Residential Accommodation	\$ -	\$ -
11	Farm Revenue (Ag and Farm Schools only)	\$ -	\$ -
12	Camp School Fees (Camp Schools only)	\$ -	\$ -
	Total Locally Raised Funds	\$ 940,606.00	\$ 940,602.49
	Opening Balance	\$ 764,854.00	\$ 764,854.05
	Student Centred Funding	\$ 859,283.00	\$ 859,283.26
	Total Cash Funds Available	\$ 2,564,743.00	\$ 2,564,739.80
	Total Salary Allocation	\$ 11,437,394.00	\$ 11,437,394.00
	Total Funds Available	\$ 14,002,137.00	\$ 14,002,133.80



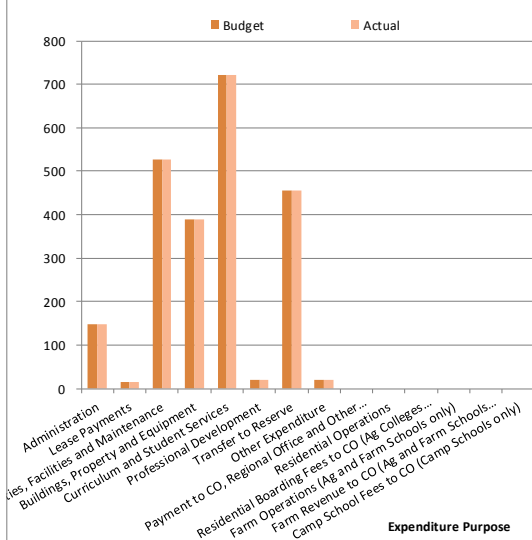
Contingencies Revenue - Budget vs Actual



	Expenditure	Budget	Actual
1	Administration	\$ 147,277.00	\$ 147,277.24
2	Lease Payments	\$ 14,975.00	\$ 14,975.30
3	Utilities, Facilities and Maintenance	\$ 526,088.00	\$ 526,087.65
4	Buildings, Property and Equipment	\$ 388,236.00	\$ 388,234.85
5	Curriculum and Student Services	\$ 721,980.40	\$ 721,978.13
6	Professional Development	\$ 18,789.00	\$ 18,789.34
7	Transfer to Reserve	\$ 454,440.00	\$ 454,440.00
8	Other Expenditure	\$ 20,907.00	\$ 20,910.08
9	Payment to CO, Regional Office and Other Schools	\$ -	\$ -
10	Residential Operations	\$ -	\$ -
11	Residential Boarding Fees to CO (Ag Colleges only)	\$ -	\$ -
12	Farm Operations (Ag and Farm Schools only)	\$ -	\$ -
13	Farm Revenue to CO (Ag and Farm Schools only)	\$ -	\$ -
14	Camp School Fees to CO (Camp Schools only)	\$ -	\$ -
	Total Goods and Services Expenditure	\$ 2,292,692.40	\$ 2,292,692.59
	Total Forecast Salary Expenditure	\$ 9,890,534.00	\$ 9,890,534.00
	Total Expenditure	\$ 12,183,226.40	\$ 12,183,226.59
	Cash Budget Variance	\$ 272,050.60	



Contingencies Expenditure - Budget vs Actual



Cash Position as at:	
Bank Balance	\$ 845,437.19
Made up of:	
1 General Fund Balance	\$ 272,047.21
2 Deductible Gift Funds	\$ -
3 Trust Funds	\$ -
4 Asset Replacement Reserves	\$ 521,891.08
5 Suspense Accounts	\$ 58,678.90
6 Cash Advances	\$ 450.00
7 Tax Position	\$ 6,730.00
Total Bank Balance	\$ 845,437.19



DARLING RANGE
SPORTS COLLEGE

117 Berkshire Road, Forrestfield WA 6058

Tel: 9453 0100

Fax: 9453 1464

www.darlingrangesc.wa.edu.au